




CAMP CWPL



Pre-Reader Summer Reading Program 2023

AGES 3-5 TREES

Name: _____

Directions: There are 25 circles on this sheet. Each circle contains an activity. Do an activity and cross out that circle. For every 5 circles you cross out, bring your sheet to the library to pick out a book to keep! When you have completed 20 circles turn in your sheet for a special prize. Turn over this sheet to learn about the benefits of these fun activities. June 17-August 12, 2023

Encourage your child to write in the sand with their finger or a stick, or pour some salt into a flat bottomed dish and let them practice that way.

Create your own drums with pots and pans and wooden spoons (or anything you have) and drum to the rhythm of some music.

Include your child in the story. Ask them to find things in the illustrations or ask, "What do you think will happen next?"

Count to your child during simple activities. Count kisses or cereal snacks or whatever you have on hand!

Make some simple puppets out of pictures taped to straws. Act out your favorite stories or make up new ones!

Ask your child about an event from their day. Listen to their responses. Use questions that expand your child's story, not just yes or no questions.

Learn to do the Tooty-Ta! You can find some fun videos of this silly dance on YouTube!

Set some toys on a windowsill so their shadows are cast on a hard surface. Trace the shadows on a piece of paper using bright colors.

Sing songs with motions like, "The Wheels on the Bus."

Use voices when you read with your child. Speak with a loud, or soft, or silly voice. Make up voices for different characters.

Wad newspaper up into balls. Encourage your child to practice throwing by giving them a laundry basket to aim at.

Practice sorting objects by color or size. You can use everyday things like toys.

Read a book and then try to find objects from it in the everyday world. For example, read a book about gardens, then look for carrots at the store.

Edible finger paint messy play. See the back of this sheet for more info!

Talk about the world around you using describing words. Talk about the soft blanket or the sweet applesauce.

Hold your child as you read. Make reading a special bonding time between the two of you.

Write out some letters on your driveway using sidewalk chalk. Call out a letter. Can your child find it and jump on it?

Sing with your child. Make up silly songs, sing old favorites, or sing along to the radio!

Draw a bunny face on a paper bag. Provide bite-sized veggies to feed the bag. Suggest how many carrots and count along with them.

Try clapping simple patterns with your child like; clap, clap, stomp. Can they repeat what you do?

Practice position words (on, in, under, over, next to, etc.) Hide a favorite toy while your child covers their eyes. Give them a clue like, "Bobo is hiding on top of the shelf."

Talk to your child as you perform tasks throughout the day, like when you are out shopping or preparing a meal.

Let your child pick out the book they want to read. It's okay if they choose the same one. Kids learn from repetition!

Follow the line. Draw a long, waving line with chalk on your sidewalk or driveway. Encourage your child to follow the line by walking on it.

Point out and read words around the house and in our community - on signs, boxes, menus, labels, etc.

Prize
1

Prize
2

Prize
3

Prize 4
and
Final

Cadillac Wexford Public Library
411 S. Lake St. Cadillac, Michigan
231-775-6541
www.cadillaclibrary.org

Manton Public Library
404 W. Main St. Manton, Michigan
231-824-3584

Mesick Public Library
105 W. Mesick Ave. Mesick, Michigan
231-885-1120

**CW
PL**
Cadillac Wexford
Public Library

Summer Reading 2023

EDIBLE FINGER PAINT MESSY PLAY

Ingredients:


- Plain yogurt
- Food Coloring
- Small dish to hold each color
- Paper
- Tape (optional)

Directions:


- Decide what colors you would like to make your paints. You will need a small container per color.
- Divide up the yogurt into your containers and add food coloring. Add 5 drops to start, mix, then add more as needed.
- Cover a space so your child can be messy while they paint.
- Lay out a piece of paper. Taping it down is sometimes helpful.
- Let your child paint away!

The Benefits of Fun Activities!


Even simple activities can have a positive impact on a child's development! A lot of what you do instinctively with your little one helps them develop important skills. We've color-coded our activities to give you an idea of the benefits your child is getting during the fun they're having this summer. Remember- this should be fun! Play until your child is tired of the activity!




Reading. The love of reading is the number one best predictor of reading success! Teach your child to love reading by making it a fun and loving activity between the two of you.




Math skills. You can start practicing math skills early by counting with your child and exposing them to different shapes. Learning to recognize and repeat patterns and learning position words are also important math skills.




Music. Singing slows down language and helps children to hear the smaller parts of words – it's phonics practice!



Writing. Encourage your child to learn to operate their body effectively by practicing different kinds of movement and hand-eye coordination. This will help them learn to write later on.



Talking. Children learn language by observing it and practicing it with adults. Talk to your child often-the more words they hear, the better!



Playing! Play is how children learn best. Motor skills, reasoning, social and emotional skills as well as literacy are all improved by age-appropriate play!